

NPort 5400 Series

4-port RS-232/422/485 serial device servers



Features and Benefits

- User-friendly LCD panel for easy installation
- Adjustable termination and pull high/low resistors
- Socket modes: TCP server, TCP client, UDP
- Configure by Telnet, web browser, or Windows utility
- SNMP MIB-II for network management
- 2 kV isolation protection for NPort 5430I/5450I/5450I-T
- -40 to 75°C operating temperature range (-T model)

Certifications



Introduction

NPort® 5400 device servers provide many useful features for serial-to-Ethernet applications, including an independent operation mode for each serial port, user-friendly LCD panel for easy installation, dual DC power inputs, and adjustable termination and pull high/low resistors.

Network Readiness for up to 4 Serial Devices

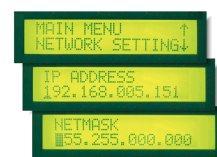
NPort® 5400 device servers can conveniently and transparently connect up to four serial devices to an Ethernet network, allowing you to network your existing serial devices with only basic configuration. Data transmission between the serial and Ethernet interfaces is bidirectional. By using NPort® device servers, you not only protect your current hardware investment, but also allow for future network expansion. You can both centralize the management of your serial devices and distribute management hosts over the network.

Independent Operation Mode for Each Serial Port

NPort® 5400 device servers can be used to connect different devices for remote data polling or event handling over a TCP/IP network. Each serial port on the NPort® 5400 operates independently to provide maximum versatility. For example, port 1 can operate in Driver mode, port 2 in TCP Server mode, and ports 3 and 4 in TCP Client mode.

User-Friendly LCD Panel for Easy Installation

An LCD panel is built into the NPort® 5400's top panel, with four buttons for data input, configuration, and operation mode selection. The LCD panel displays the server name, serial number, and IP address, and it can be used to enter or modify parameters such as IP address, netmask, and gateway. (The LCD panel is not available on wide-temperature models.)




Dual DC Power Inputs

NPort® 5400 device servers support dual power sources by providing both a DC terminal block input and a DC power jack input. Providing two types of power inputs gives users greater flexibility for use with different applications.



Adjustable Termination and Pull High/Low Resistors

The NPort 5400 Series provides adjustable termination and pull high/low resistors for RS-485 applications. In some critical environments, termination resistors may be needed to prevent the reflection of serial signals, and the pull high/low resistors may need adjusting to maintain the integrity of the electrical signal. Since no set of resistor values is universally compatible with all environments, the NPort® 5400 has four sets of DIP switches on the bottom panel to set the termination and pull high/low resistor values.



Specifications

Ethernet Interface

10/100BaseT(X) Ports (RJ45 connector)	1
Magnetic Isolation Protection	1.5 kV (built-in)

Ethernet Software Features

Configuration Options	Telnet Console, Windows Utility, Web Console (HTTP/HTTPS)
Management	ARP, BOOTP, DHCP Client, DNS, HTTP, HTTPS, ICMP, IPv4, LLDP, Rtelnet, SMTP, SNMPv1/v2c, TCP/IP, Telnet, UDP
Filter	IGMP v1/v2
Windows Real COM Drivers	Windows 95/98/ME/NT/2000, Windows XP/2003/Vista/2008/7/8/8.1/10 (x86/x64), Windows 2008 R2/2012/2012 R2 (x64), Windows Embedded CE 5.0/6.0, Windows XP Embedded
Linux Real TTY Drivers	Kernel version: 2.4.x, 2.6.x, 3.x, 4.x
Fixed TTY Drivers	SCO UNIX, SCO OpenServer, UnixWare 7, QNX 4.25, QNX 6, Solaris 10, FreeBSD, AIX 5.x, HP-UX 11i, Mac OS X
Android API	Android 3.1.x and later
Time Management	SNTP

Serial Interface

Connector	NPort 5410/5450/5450-T/5450I/5450I-T: DB9 male NPort 5430/5430I: Terminal block
No. of Ports	4
Serial Standards	NPort 5410: RS-232 NPort 5430 Series: RS-422, RS-485 NPort 5450 Series: RS-232, RS-422, RS-485
Operation Modes	Disabled, Ethernet Modem, Pair Connection, Real COM, Reverse Telnet, TCP Client, TCP Server, UDP
Baudrate	Supports standard baudrates (unit=bps): 50, 75, 110, 134, 150, 300, 600, 1200, 1800, 2400, 4800, 7200, 9600, 19200, 38400, 57600, 115200, 230.4k, 460.8k, 921.6k
Data Bits	5, 6, 7, 8
Stop Bits	1, 1.5, 2
Parity	None, Even, Odd, Space, Mark
Flow Control	RTS/CTS (RS-232 only), DTR/DSR (RS-232 only), XON/XOFF
Isolation	2 kV isolation for NPort 5430I/5450I/5450I-T
Pull High/Low Resistor for RS-485	1 kilo-ohm, 150 kilo-ohms
RS-485 Data Direction Control	ADDC® (automatic data direction control)
Terminator for RS-485	120 ohms

Serial Signals

RS-232	TxD, RxD, RTS, CTS, DTR, DSR, DCD, GND
RS-422	Tx+, Tx-, Rx+, Rx-, GND

RS-485-4w	Tx+, Tx-, Rx+, Rx-, GND
RS-485-2w	Data+, Data-, GND
Power Parameters	
Input Current	NPort 5410/5450/5450I-T: 350 mA @ 12 VDC NPort 5430: 320 mA @ 12 VDC NPort 5430I: 530 mA @ 12 VDC NPort 5450I/5450I-T: 554 mA @ 12 VDC
Input Voltage	12 to 48 VDC
No. of Power Inputs	2
Power Connector	1 removable 3-contact terminal block(s) Power input jack
Reliability	
Automatic Reboot Trigger	Built-in WDT
Alert Tools	Built-in buzzer and RTC (real-time clock)
Physical Characteristics	
Housing	Metal
Dimensions (with ears)	181 x 103 x 33 mm (7.14 x 4.06 x 1.30 in)
Dimensions (without ears)	158 x 103 x 33 mm (6.22 x 4.06 x 1.30 in)
Weight	740 g (1.63 lb)
Interactive Interface	LCD panel display (standard temp. models only) Push buttons for configuration (standard temp. models only)
Installation	Desktop, DIN-rail mounting (with optional kit), Wall mounting
Environmental Limits	
Operating Temperature	Standard Models: 0 to 55°C (32 to 131°F) Wide Temp. Models: -40 to 75°C (-40 to 167°F)
Storage Temperature (package included)	-40 to 75°C (-40 to 167°F)
Ambient Relative Humidity	5 to 95% (non-condensing)
Standards and Certifications	
EMC	EN 55032/24
EMI	CISPR 32, FCC Part 15B Class A
EMS	IEC 61000-4-2 ESD: Contact: 4 kV; Air: 8 kV IEC 61000-4-3 RS: 80 MHz to 1 GHz: 3 V/m IEC 61000-4-4 EFT: Power: 1 kV; Signal: 0.5 kV IEC 61000-4-5 Surge: Power: 1 kV; Signal: 1 kV IEC 61000-4-6 CS: 150 kHz to 80 MHz: 3 V/m; Signal: 3 V/m IEC 61000-4-8 PFMF IEC 61000-4-11 DIPs
Maritime	DNV-GL (standard temp. models only)
Medical	EN 60601-1-2 Class B, EN 55011 (NPort 5410/5450/5450I only)
Safety	UL 60950-1

MTBF

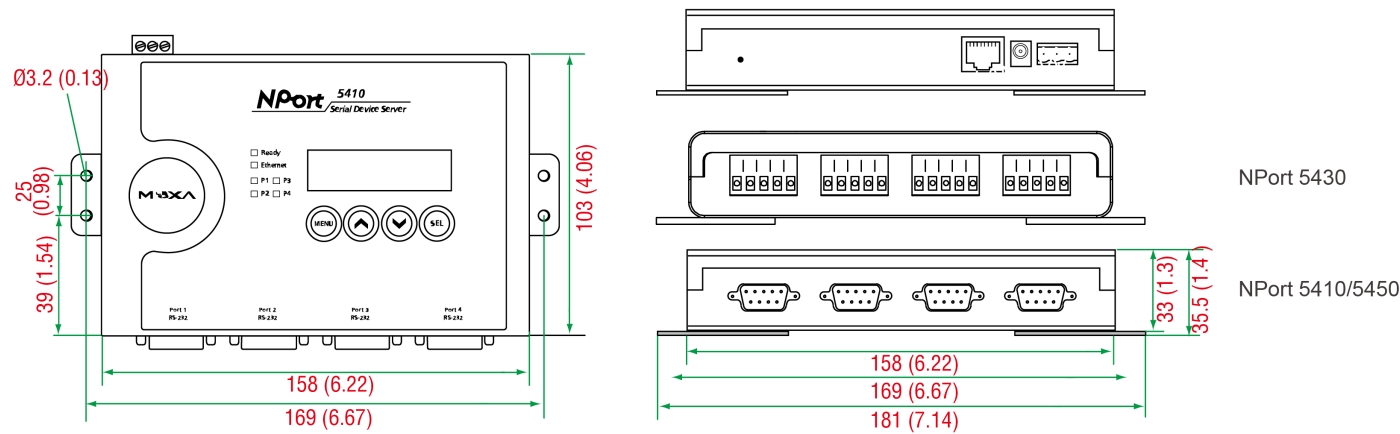
Time	NPort 5410: 310,331 hrs NPort 5430/5430I: 265,650 hrs NPort 5450/5450I: 206,903 hrs
Standards	Telcordia (Bellcore) Standard TR/SR
Warranty	
Warranty Period	5 years
Details	See www.moxa.com/warranty

Package Contents

Device	1 x NPort 5400 Series device server
Power Supply	1 x power wiring adapters: CBL-PJTB-10
Documentation	1 x document and software CD 1 x quick installation guide 1 x warranty card

Dimensions

Unit: mm (inch)



Ordering Information

Model Name	Serial Interface	Serial Interface Connector	Serial Interface Isolation	Operating Temp.	Input Voltage
NPort 5410	RS-232	DB9 male	–	0 to 55°C	12 to 48 VDC
NPort 5430	RS-422/485	Terminal block	–	0 to 55°C	12 to 48 VDC
NPort 5430I	RS-422/485	Terminal block	2 kV	0 to 55°C	12 to 48 VDC
NPort 5450	RS-232/422/485	DB9 male	–	0 to 55°C	12 to 48 VDC
NPort 5450-T	RS-232/422/485	DB9 male	–	-40 to 75°C	12 to 48 VDC
NPort 5450I	RS-232/422/485	DB9 male	2 kV	0 to 55°C	12 to 48 VDC
NPort 5450I-T	RS-232/422/485	DB9 male	2 kV	-40 to 75°C	12 to 48 VDC

Accessories (sold separately)

Cables

CBL-F9M9-150	DB9 female to DB9 male serial cable, 1.5 m
--------------	--

CBL-F9M9-20	DB9 female to DB9 male serial cable, 20 cm
CBL-RJ458P-100	8-pin RJ45 CAT5 Ethernet cable, 1 m
CBL-RJ45SF9-150	RJ45 to DB9 female serial shielded cable, 1.5 m

Connectors

ADP-RJ458P-DB9F	DB9 female to RJ45 connector
Mini DB9F-to-TB	DB9 female to terminal block connector

DIN-Rail Mounting Kits

DK35A	DIN-rail mounting kit, 35 mm
-------	------------------------------

Power Adapters

PWR-12125-USJP-S1	Non-locking barrel plug, 12 VDC, 1.25 A, 100-240 VAC, United States/Japan (US/JP) plug, 0 to 40°C operating temperature
PWR-12125-WPAU-S1	Non-locking barrel plug, 12 VDC, 1.25 A, 100-240 VAC, Australia (AU) plug, 0 to 40°C operating temperature
PWR-12125-WPCN-S1	Non-locking barrel plug, 12 VDC, 1.25 A, 100-240 VAC, China (CN) plug, 0 to 40°C operating temperature
PWR-12125-WPEU-S1	Non-locking barrel plug, 12 VDC, 1.25 A, 100-240 VAC, Continental Europe (EU) plug, 0 to 40°C operating temperature
PWR-12125-WPUK-S1	Non-locking barrel plug, 12 VDC, 1.25 A, 100-240 VAC, United Kingdom (UK) plug, 0 to 40°C operating temperature
PWR-12150-AU-SA-T	Locking barrel plug, 12 VDC, 1.5 A, 100-240 VAC, Australia (AU) plug, -40 to 75°C operating temperature Applicable Models: NPort 5450-T NPort 5450I-T
PWR-12150-CN-SA-T	Locking barrel plug, 12 VDC, 1.5 A, 100-240 VAC, China (CN) plug, -40 to 75°C operating temperature Applicable Models: NPort 5450-T NPort 5450I-T
PWR-12150-EU-SA-T	Locking barrel plug, 12 VDC, 1.5 A, 100-240 VAC, Continental Europe (EU) plug, -40 to 75°C operating temperature Applicable Models: NPort 5450-T NPort 5450I-T
PWR-12150-UK-SA-T	Locking barrel plug, 12 VDC, 1.5 A, 100-240 VAC, United Kingdom (UK) plug, -40 to 75°C operating temperature Applicable Models: NPort 5450-T NPort 5450I-T
PWR-12150-USJP-SA-T	Locking barrel plug, 12 VDC 1.5 A, 100-240 VAC, United States/Japan (US/JP) plug, -40 to 75°C operating temperature Applicable Models: NPort 5450-T NPort 5450I-T

Power Wiring

CBL-PJTB-10	Non-locking barrel plug to bare-wire cable
-------------	--

© Moxa Inc. All rights reserved. Updated Jul 11, 2019.

This document and any portion thereof may not be reproduced or used in any manner whatsoever without the express written permission of Moxa Inc. Product specifications subject to change without notice. Visit our website for the most up-to-date product information.