

IM-G7000 Series

4G-port Gigabit Ethernet interface modules for ICS-G7700/G7800 series modular managed Ethernet switches

Specifications

Gigabit Ethernet Interface Modules, IM-G7000 Series



IM-G7000-4GTX



IM-G7000-4GSFP

Interface

Fiber Ports: 100/1000BaseSFP slot

RJ45 Ports: 10/100/1000BaseT(X) auto negotiation speed, Full/Half duplex mode, and auto MDI/MDI-X connection

LED Indicators: STAT, 10/100/1000 for TP port, 100/1000 for fiber port

Hot Swap Button: Push this button prior to swapping IM-G7000 modules

Power Requirements

Power Consumption:

IM-G7000-4GTX: 4.1 W

IM-G7000-4GSFP: 3.3 W

Physical Characteristics

Housing: IP30 protection

Dimensions: 28.8 x 174.7 x 166.8 mm (1.13 x 6.88 x 6.57 in)

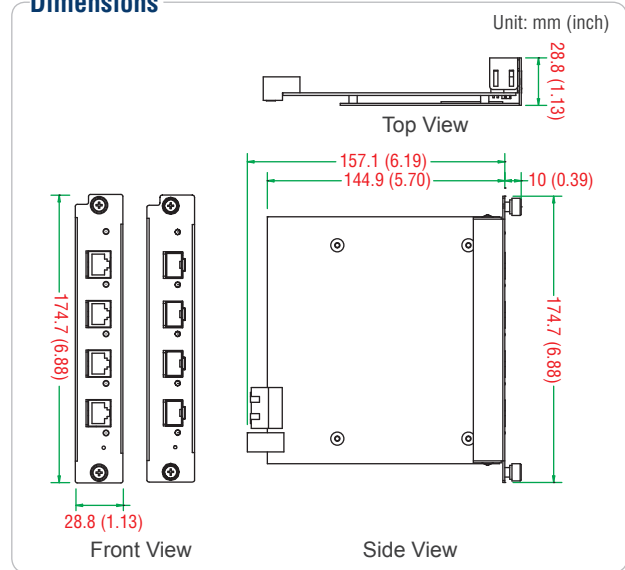
Weight: 220 g

Warranty

Warranty Period: 5 years

Details: See www.moxa.com/warranty

Dimensions



Ordering Information

Available Models

IM-G7000-4GTX: Gigabit Ethernet interface module with 4 10/100/1000BaseT(X) ports, 0 to 60°C operating temperature

IM-G7000-4GSFP: Gigabit Ethernet interface module with 4 100/1000BaseSFP slots*, 0 to 60°C operating temperature

*See below for product information related to the SFP-1G/1FE series SFP modules.

Package Checklist

- IM-G7000 interface module
- Warranty card

SFP-1G Series

1-port Gigabit Ethernet SFP modules



- > IEEE 802.3z compliant
- > Differential LVPECL inputs and outputs
- > TTL signal detect indicator
- > Hot pluggable LC duplex connector
- > Class 1 laser product, complies with EN 60825-1



Specifications

Interface

Ethernet Ports: 1

Connectors: Duplex LC Connector or Simplex LC Connector (WDM-type only)

Note: WDM-type SFP modules must be used in pairs (e.g., SFP-1GXXALC and SFP-1GXXBLC)

Note: When connecting long distance SFP (SFP-ZX, EZX or EZX-120), please ensure at least 5 dB attenuation between both ends. Without attenuation, excessive optical power may damage the transceivers.

Optical Fiber

	Gigabit Ethernet													
	SFP-SX	SFP-LSX	SFP-LX	SFP-LH	SFP-LHX	SFP-ZX	SFP-EZX	SFP-EZX-120	SFP-10A	SFP-10B	SFP-20A	SFP-20B	SFP-40A	SFP-40B
Wavelength	850 nm	1310 nm	1310 nm	1310 nm	1310 nm	1550 nm	1550 nm	1550 nm	TX 1310 nm, RX 1550 nm	TX 1550 nm, RX 1310 nm	TX 1310 nm, RX 1550 nm	TX 1550 nm, RX 1310 nm	TX 1310 nm, RX 1550 nm	TX 1550 nm, RX 1310 nm
Max. TX	-4 dBm	-1 dBm	-3 dBm	-2 dBm	1 dBm	5 dBm	5 dBm	3 dBm	-3 dBm		-2 dBm		2 dBm	
Min. TX	-9.5 dBm	-9 dBm	-9.5 dBm	-8 dBm	-4 dBm	0 dBm	0 dBm	-2 dBm	-9 dBm		-8 dBm		-3 dBm	
RX Sensitivity	-18 dBm	-19 dBm	-20 dBm	-23 dBm	-24 dBm	-24 dBm	-30 dBm	-33 dBm	-21 dBm		-23 dBm		-23 dBm	
Link Budget	8.5 dB	10 dB	10.5 dB	15 dB	20 dB	24 dB	30 dB	31 dB	12 dB		15 dB		20 dB	
Typical Distance	550 m ^a	2 km ^b	10 km ^c	30 km ^c	40 km ^c	80 km ^c	110 km ^c	120 km ^c	10 km ^c		20 km ^c		40 km ^c	
Saturation	0 dBm	-3 dBm	-3 dBm	-3 dBm	-3 dBm	-3 dBm	-3 dBm	-8 dBm	-1 dBm		-1 dBm		-1 dBm	

a. 50/125 μm, 400 MHz * km or 62.5/125 μm, 500 MHz * km @ 850 nm multi-mode fiber optic cable

b. 62.5/125 μm, 750 MHz * km @ 1310 nm multi-mode fiber optic cable

c. 9/125 μm single-mode fiber optic cable

Note: The actual communication distance depends on many factors, including connector loss, cable deployment, and the age of the cabling system. We recommend doing a link budget analysis and reserving a 3 dB margin for such factors.

Environmental Limits

Operating Temperature:

Standard Models: 0 to 60°C (32 to 140°F)

Wide Temp. Models: -40 to 85°C (-40 to 185°F)

Storage Temperature: -40 to 85°C (-40 to 185°F)

Ambient Relative Humidity: 5 to 95% (non-condensing)

Standards and Certifications

Safety: UL 60950-1, TÜV

Warranty

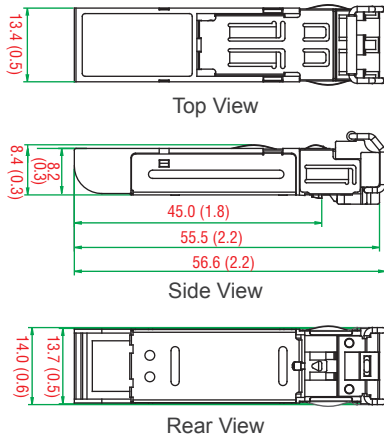
Warranty Period: 5 years

Details: See www.moxa.com/warranty

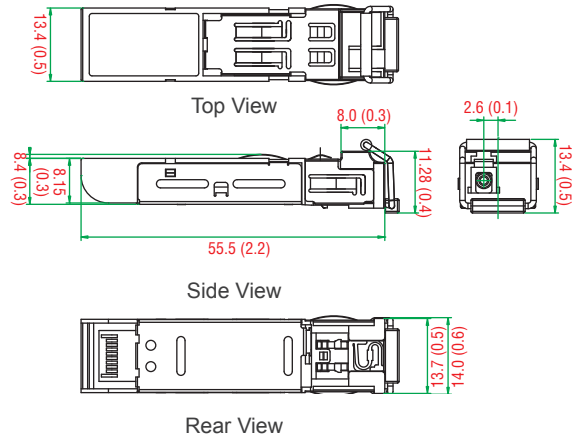
Dimensions

Unit: mm (inch)

SFP-1G Series



SFP-1G Series (WDM Type)



Ordering Information

SFP Modules

Available Models		Port Interface							
Standard Temperature (0 to 60°C)	Wide Temperature (-40 to 85°C)	1000BaseSX, LC Connector, 0.5 km	1000BaseLSX, LC Connector, 2 km	1000BaseLX, LC Connector, 10 km	1000BaseLH, LC Connector, 30 km	1000BaseLHX, LC Connector, 40 km	1000BaseZX, LC Connector, 80 km	1000BaseEZ, LC Connector, 110 km	1000BaseEZ, LC Connector, 120 km
SFP-1GSXLC	SFP-1GSXLC-T*	1	-	-	-	-	-	-	-
SFP-1GLSXL	SFP-1GLSXL-T	-	1	-	-	-	-	-	-
SFP-1GLXL	SFP-1GLXL-T	-	-	1	-	-	-	-	-
SFP-1GLHL	SFP-1GLHL-T	-	-	-	1	-	-	-	-
SFP-1GLHLX	SFP-1GLHLX-T	-	-	-	-	1	-	-	-
SFP-1GZXL	SFP-1GZXL-T	-	-	-	-	-	1	-	-
SFP-1GEZXL	-	-	-	-	-	-	-	1	-
SFP-1GEZXL-120	-	-	-	-	-	-	-	-	1

* SFP-1GSXLC-T: -20 to 75°C operating temperature

WDM-type (BiDi) SFP Modules

Available Models		Port Interface					
Standard Temperature (0 to 60°C)	Wide Temperature (-40 to 85°C)	1000BaseSFP, LC Connector, 10 km		1000BaseSFP, LC Connector, 20 km		1000BaseSFP, LC Connector, 40 km	
		TX 1310 nm, RX 1550 nm	TX 1550 nm, RX 1310 nm	TX 1310 nm, RX 1550 nm	TX 1550 nm, RX 1310 nm	TX 1310 nm, RX 1550 nm	TX 1550 nm, RX 1310 nm
SFP-1G10ALC	SFP-1G10ALC-T	1	-	-	-	-	-
SFP-1G10BLC	SFP-1G10BLC-T	-	1	-	-	-	-
SFP-1G20ALC	SFP-1G20ALC-T	-	-	1	-	-	-
SFP-1G20BLC	SFP-1G20BLC-T	-	-	-	1	-	-
SFP-1G40ALC	SFP-1G40ALC-T	-	-	-	-	1	-
SFP-1G40BLC	SFP-1G40BLC-T	-	-	-	-	-	1

Available Models

The SFP-1G series modules can be used with the following products:

ICS-G7826/G7828 series, ICS-G7526/G7528 series, IKS-G6524/G6824 series, IKS-6726/6728 series, EDS-611/619 series, EDS-G509 series, EDS-518A series, EDS-510A series, EDS-G308 series, EDS-P510 series, EDS-G205-4PoE series, IM-G7000-4GSFP, IM-2GSFP, PM-7200-2G/4G series, PT-G7509, EDR-G903/G902 series, IMC-101G series

Package Checklist

- SFP-1G module
- Warranty card

SFP-1FE Series

1-port fast Ethernet SFP modules



- > IEEE 802.3u compliant
- > Differential PECL inputs and outputs
- > TTL signal detect indicator
- > Hot pluggable LC duplex connector
- > Class 1 laser product; complies with EN 60825-1



Specifications

Interface

Ethernet Ports: 1
Connectors: Duplex LC Connector

Optical Fiber

	Fast Ethernet		
	SFP-M	SFP-S	SFP-L
Wavelength	1300 nm	1310 nm	1550 nm
Max. TX	-18 dBm	0 dBm	0 dBm
Min. TX	-8 dBm	-5 dBm	-5 dBm
RX Sensitivity	-34 dBm	-34 dBm	-34 dBm
Link Budget	26 dB	29 dB	29 dB
Typical Distance	4 km ^a	40 km ^b	80 km ^b
Saturation	0 dBm	-3 dBm	-3 dBm

a. 50/125 μm or 62.5/125 μm, 800 MHz * km @ 1300 nm multi-mode fiber optic cable
b. 9/125 μm single-mode fiber optic cable

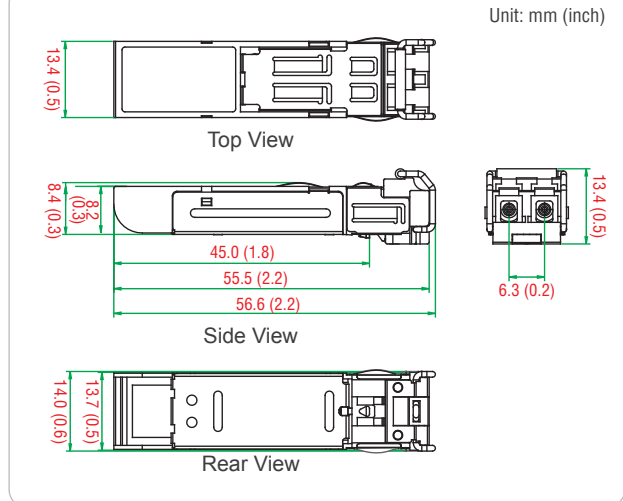
Environmental Limits

Operating Temperature: -40 to 85°C (-40 to 185°F)
Storage Temperature: -40 to 85°C (-40 to 185°F)
Ambient Relative Humidity: 5 to 95% (non-condensing)

Standards and Certifications

Safety: UL 60950-1, TÜV
Warranty
Warranty Period: 5 years
Details: See www.moxa.com/warranty

Dimensions



Ordering Information

Available Models	Port Interface			
	Wide Temperature (-40 to 85°C)	100BaseFX, Multi-mode, LC Connector, 4 km	100BaseFX, Single-mode, LC Connector, 40 km	100BaseFX, Single-mode, LC Connector, 80 km
SFP-1FEMLC-T		1	-	-
SFP-1FESLC-T		-	1	-
SFP-1FELLC-T		-	-	1

Available Models

The SFP-1FE series modules can be used with the following products:
ICS-G7826/G7828 series, ICS-G7526/G7528 series, IKS-G6524/G6824 series,
IKS-6726/6728 series, EDS-611/619 series, EDS-G509 series, EDS-G308-2SFP, EDS-P510 series,
IM-G7000-4GSFP, PM-7200-8SFP, EDR-G903/G902 series, IM-6700-8SFP

Package Checklist

- SFP-1FE module
- Warranty card